



**THANKSGIVING**

***activities***

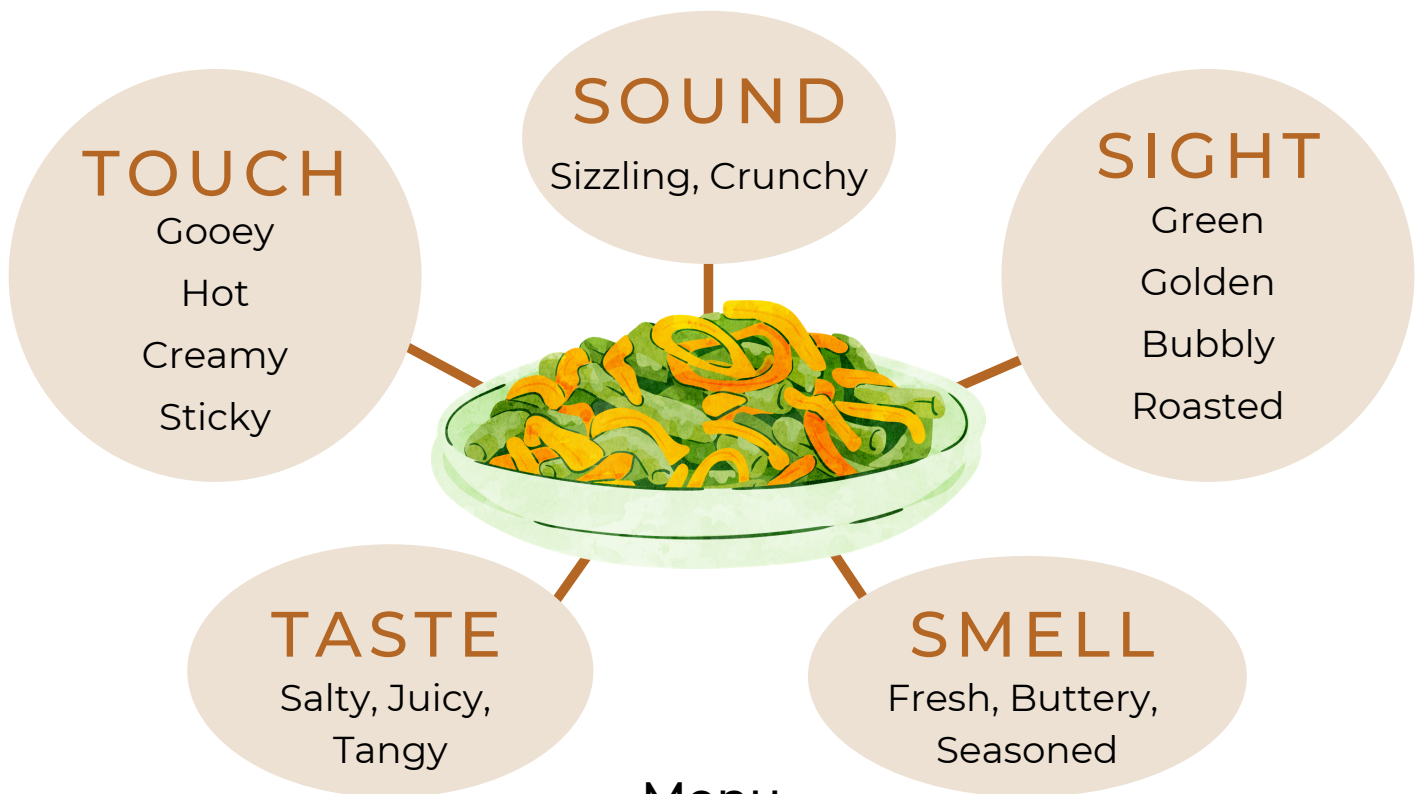


**THE HOMESCHOOL  
COMPASS**



# MAKE YOUR OWN DINNER MENU

Describe every dish using adjectives -- use your 5 senses!  
Example: Green bean casserole



Menu

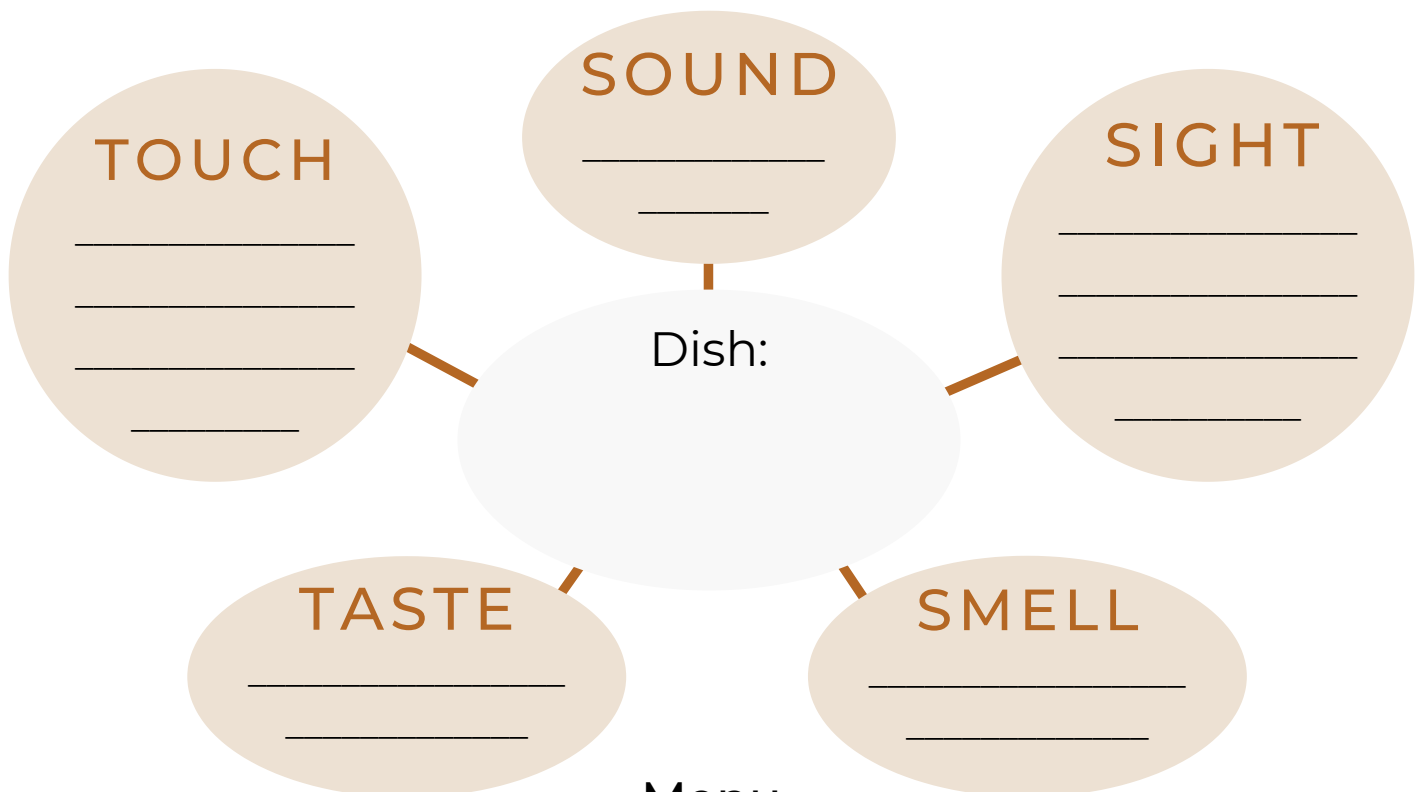
Description:

Freshly roasted crunchy green bean casserole with tangy golden onions and creamy mushrooms



# MAKE YOUR OWN DINNER MENU

Try it for yourself!



Menu  
Description:


---

---



# MAKE YOUR OWN DINNER MENU

Write all your descriptions here to make your menu!



## Appetizers (small dishes)

---

---

---

---

## Entree (main dish)

---

---

---



## Dessert



---

---

---



# DOUBLE AN APPLE PIE RECIPE

Example: Practice with Fractions

"Double" means multiply by 2

If the original recipe calls for  $\frac{3}{4}$  cup milk, to double the recipe, you will need to multiply  $\frac{3}{4}$  by 2. See below:

$$\boxed{\frac{3}{4} \times \frac{2}{1}} = \boxed{\frac{6}{4} = \frac{3}{2}} = 1 \frac{1}{2} \text{ cups milk}$$

↑ multiply                      ↑ simplify





# DOUBLE AN APPLE PIE RECIPE

1. 6 cups thinly sliced, peeled apples x 2 = \_\_\_\_\_ cups



2.  $\frac{3}{4}$  cup sugar x 2 = \_\_\_\_\_ cups

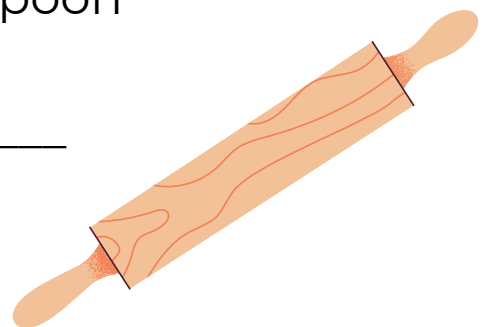
3. 2 tablespoons all-purpose flour x 2 =  
\_\_\_\_\_ tablespoons

4.  $\frac{3}{4}$  teaspoon ground cinnamon x 2 = \_\_\_\_\_  
teaspoons

5.  $\frac{1}{8}$  teaspoon ground nutmeg x 2 = \_\_\_\_\_ teaspoon

6.  $\frac{1}{4}$  teaspoon salt x 2 = \_\_\_\_\_ teaspoon

7. 1 tablespoon lemon juice x 2 = \_\_\_\_\_  
tablespoons





# DOUBLE AN APPLE PIE RECIPE

1. 6 cups thinly sliced, peeled apples x 2 = 12 cups



2.  $\frac{3}{4}$  cup sugar x 2 = 1  $\frac{1}{2}$  cups

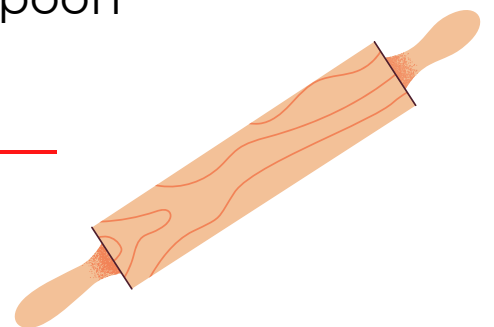
3. 2 tablespoons all-purpose flour x 2 =  
4 tablespoons

4.  $\frac{3}{4}$  teaspoon ground cinnamon x 2 = 1  $\frac{1}{2}$   
teaspoons

5.  $\frac{1}{8}$  teaspoon ground nutmeg x 2 =  $\frac{1}{4}$  teaspoon

6.  $\frac{1}{4}$  teaspoon salt x 2 =  $\frac{1}{2}$  teaspoon

7. 1 tablespoon lemon juice x 2 = 2  
tablespoons



# I'M THANKFUL FOR...

## FROM A-Z



A: \_\_\_\_\_

N: \_\_\_\_\_

B: \_\_\_\_\_

O: \_\_\_\_\_

C: \_\_\_\_\_

P: \_\_\_\_\_



D: \_\_\_\_\_

Q: \_\_\_\_\_

E: \_\_\_\_\_

R: \_\_\_\_\_

F: \_\_\_\_\_



S: \_\_\_\_\_

G: \_\_\_\_\_

T: \_\_\_\_\_

H: \_\_\_\_\_

U: \_\_\_\_\_

I: \_\_\_\_\_

V: \_\_\_\_\_

J: \_\_\_\_\_

W: \_\_\_\_\_

K: \_\_\_\_\_

X: \_\_\_\_\_



L: \_\_\_\_\_

Y: \_\_\_\_\_

M: \_\_\_\_\_

Z: \_\_\_\_\_





# DRAW A TURKEY

## INSTRUCTIONS

1

Trace your hand




Color the turkey's  
body and feathers

2

3

Draw the turkey's  
gobble, eyes, beak,  
and feet



**DRAW A TURKEY**  
TRACE YOUR HAND BELOW:

